Energy Monitor

Energy Market Insights

Week of 09/30/2026 at a Glance

Weather	ERCOT Cal26	Henry Hub Cal26	Natural Gas Storage
Above average	+1.91 $38.70/MWh	-0.04 $3.26/MMBtu	Above average

Key Highlights

Electricity forward prices moved up over the last month, while natural gas forward prices moved down. The weather outlook shows above average temperatures across the country.

HENRY/HUB Gate NG Annual Forwards

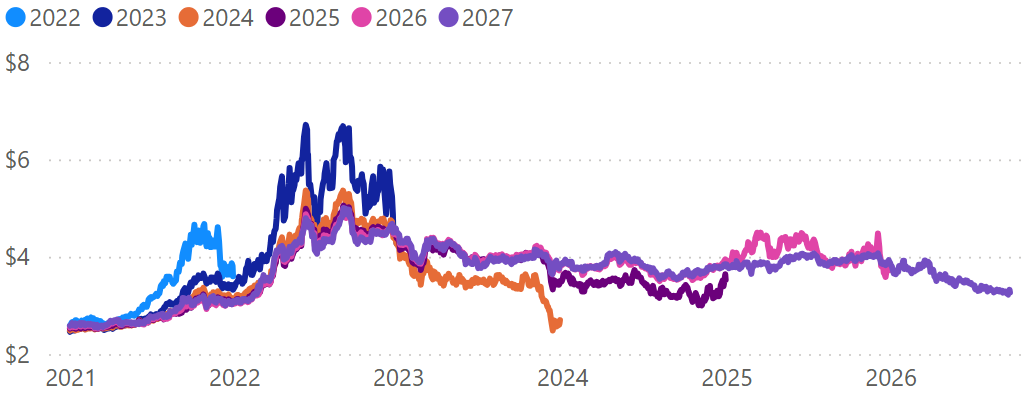

ERCOT-North Hub Energy Annual Forwards

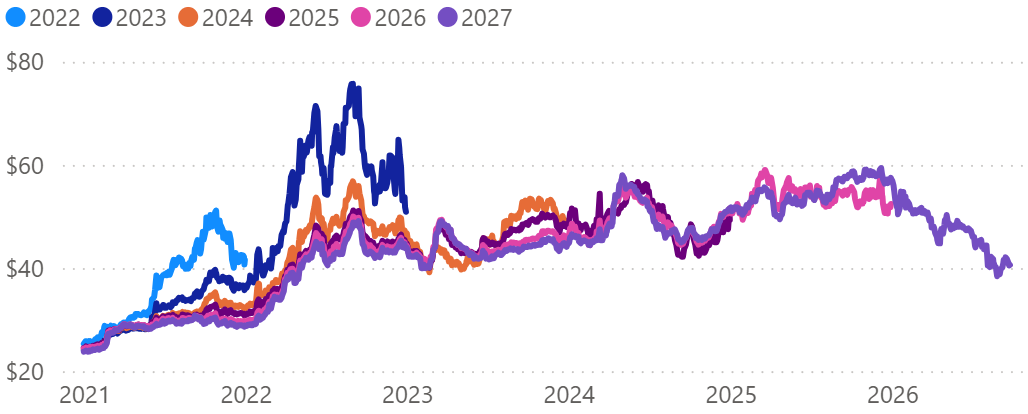

Power

Understanding regional electricity markets is essential, as every area in the United States faces unique challenges and obstacles, making it imperative to tailor strategies accordingly. If your respective region is not represented, please don't hesitate to reach out to your dedicated energy consultant for further assistance.

ERCOT-North Hub Energy Annual Forwards

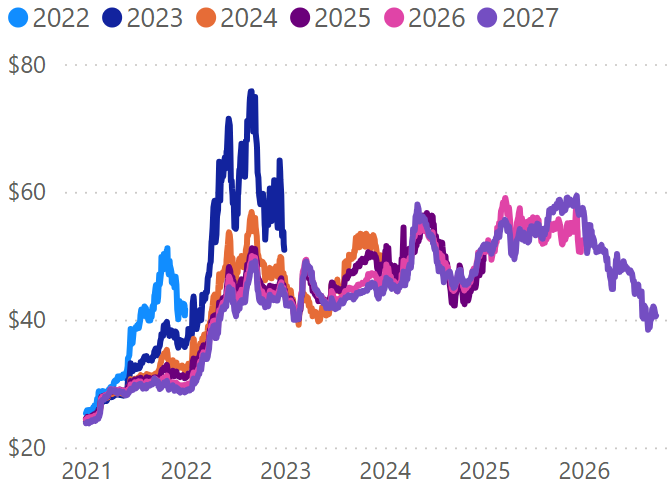

PJM-Western Hub Energy Annual Forwards

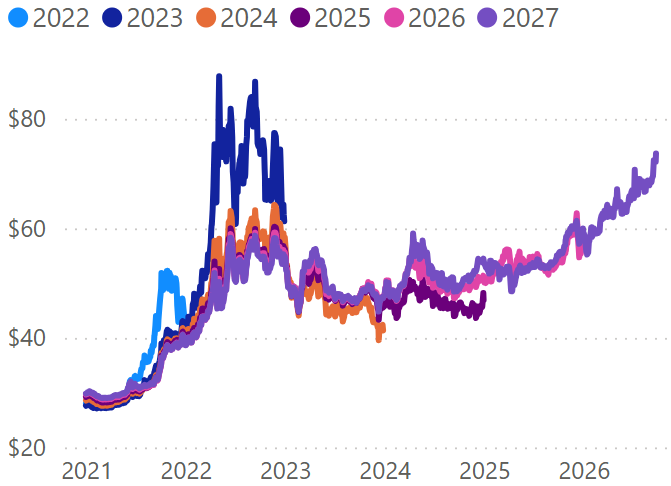

NEPOOL-Massachusetts Hub Energy Annual Forwards

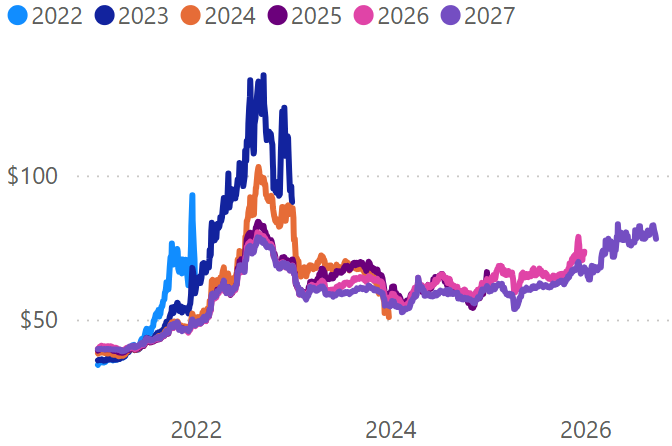

NYISO-West Hub Energy Annual Forwards

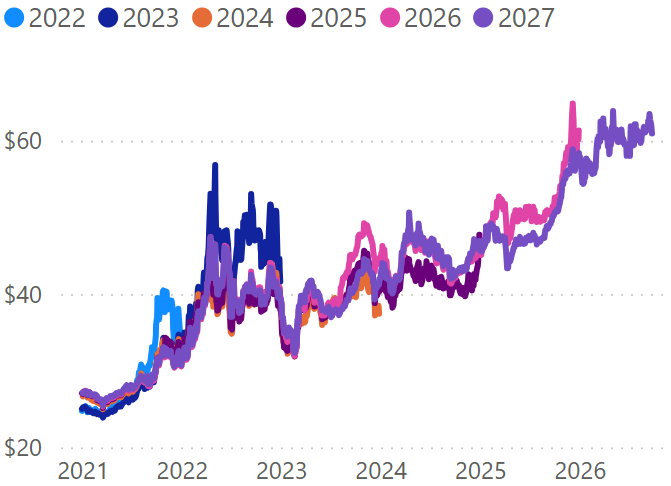

Natural Gas

Short-term changes in demand or supply can cause significant price fluctuations, particularly during winter when infrastructure constraints and slow fuel switching can occur. Storage plays a crucial role in meeting peak demand and absorbing excess supply during low-demand periods. Storage volume typically increases from April to October and decreases from November to March to accommodate seasonal fluctuations in demand.

HENRY/HUB Gate NG Annual Forwards

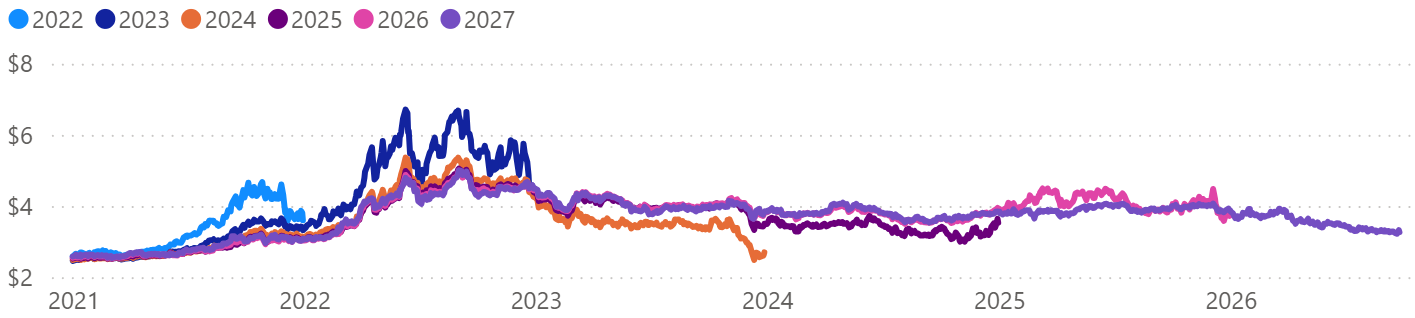

U.S. Storage Surplus (Deficit) Bcf vs 5YA

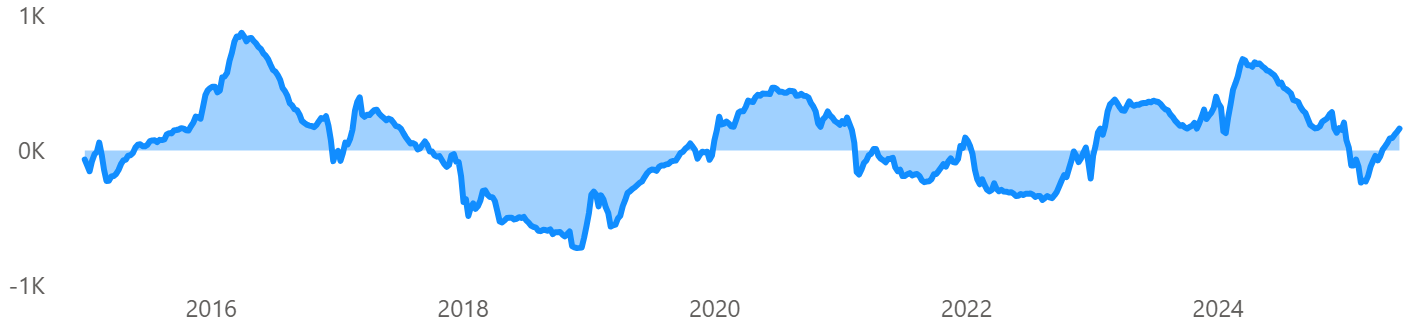

HENRY/HUB Gate NG Forward Curve Box and Whisker

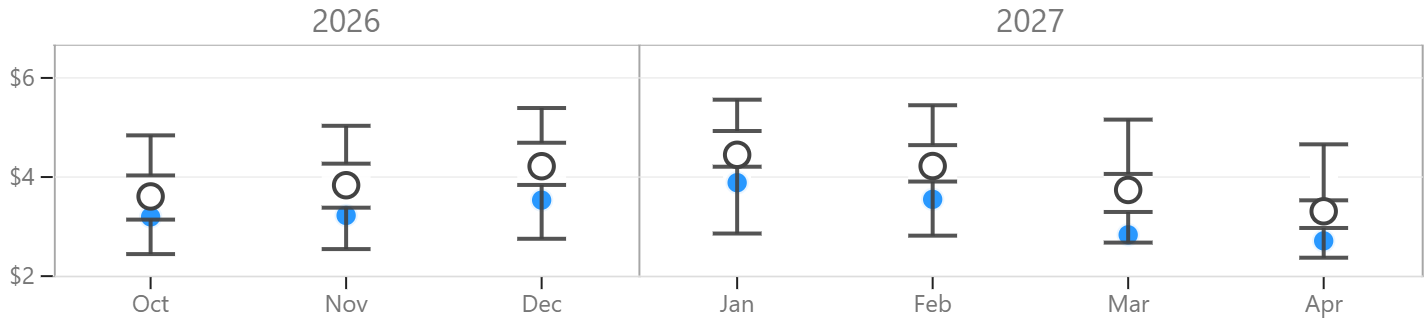

Weather

Weather impacts energy market prices through its influence on supply and demand dynamics as well as renewable energy generation. Extreme temperatures, severe weather events, and fluctuations in fuel availability can lead to changes in energy prices and overall market volatility.

Short Term

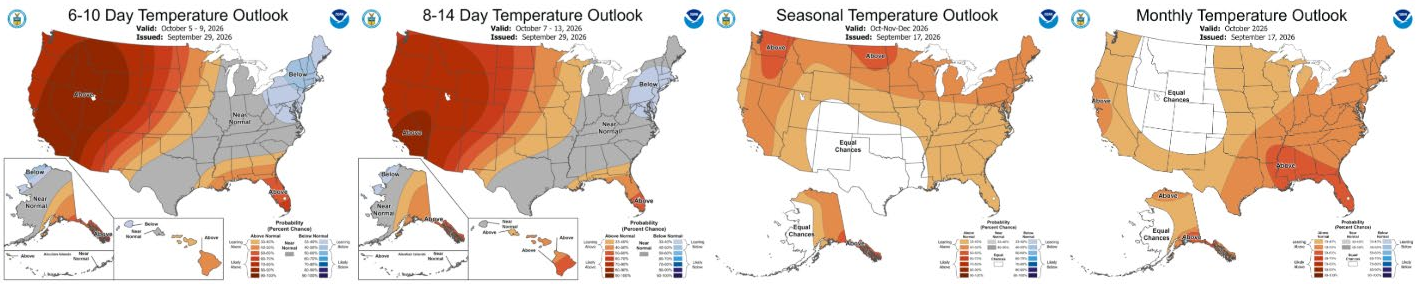

Questions?

Reach out to your dedicated energy consultant with any questions or to discuss how your energy strategy is aligned with the current market trends.

Looking to connect with an energy expert? **Contact us here.**

This newsletter is for informational purposes only and is not an offer or solicitation to buy or sell any products or services mentioned. It does not provide advice or recommendations regarding trading in commodity interests or investment decisions. Recipients should conduct their own analysis. The opinions and information in this newsletter are subject to change without notice. While NextEra Advisors strives to ensure the accuracy and completeness of the contents, it does not guarantee it and accepts no liability for any loss arising from its use. NextEra Advisors may execute transactions and hold positions in the products mentioned. This newsletter may not be reproduced or distributed without prior written consent from NextEra Advisors.

SOURCES The information contained in these reports is gathered from public and/or internal sources and is presented solely for the convenience of our customers and website viewers. NextEra Advisors makes no representation or warranty, express or implied, as to the accuracy, completeness, or fitness for any particular use or purpose of the information set forth in this report, and NextEra Advisors shall not have any liability to any person or entity resulting from use of this information in any way.

MyAdvisor@NextEraAdvisors.com 888.686.4845 NextEraAdvisors.com